


2008-1970

& *



%5.8

%6.5

)

2008

¹(%6.7

1985

1985

2000

%15.30

1999

%29

2010

%10

2005

" "

60-16

².

59 16

³.

* dadene_abdelghani@yahoo.fr

:

—
—

: **-1**

.1-1

: .

()

:
4 .

()

:

5 .

: .

6 .

:

:

—

7

—

—

$$Y=Y(L) :$$

$$MC=MR :$$

$$MC=W/MP :$$

$$: MP-$$

$$: W- :$$

$$: MR$$

$$P$$

$$MC=MR=P=W/MP$$

$$MP =W/P$$

$$N_D=N_D(W/P) :$$

$$W/P \quad MP$$

$$N_S=N_S(W/P) :$$

8

$$.(W/P)$$

1929

9

10

.2-1

(1)

%3

%5.5

%3

%3

%2

%3.5

.%6

. %3

:

John f. Helliwell

11

"

"

"

"

:

60 50

"

"

:

12

:

13

3 %4

: 14

$$\Delta U_t = -0.3\Delta Y_t + 0.3 + Z_t$$

%1

()

$$U_t = 3.72 + 0.36 \text{ gap}_t + Z_t$$

$$\Delta U = \alpha - \beta \Delta Y + Z \dots 1 \quad ; \quad U - \bar{U} = -\delta(Y - \bar{Y}) + Z \dots 2$$

:Y

: \bar{U}

:U

: $Y - \bar{Y}$

: \bar{Y}

(2)

:

1-2

(1977-1970)

(1979-1967)

(1984-1980)

%51.95

1.6

19.6 1977-1970 11.8 1969-1967
 (1977-1967 53000) 1977 2336000 1967 1748000
¹⁵.(1985-1978 122000)1985 3840000
 %22 1967 %33 .1985 9.7 1977
 1973
 1985
 :
 1985
 () 1986
 15944 %35
 .1989 28574 1986 22906 1984
 64000 1987 1986 74000
¹⁶.1989 59000 1988 61000
 1010900 1985 435000
 .1989 1150000 1987
 .(1989 %18.1 1985 %9.7)
 :
 1985
 ()
 : 1989/05/30
¹⁷.
 100 400 "stand-by" 1991 03
 : ¹⁸.(1992 1991)

1994
1995 - -
%10.3 :
1990 %19.7
1998 11
1999 %29
20 637188
27 1997 1994 40
21 300 200
%50 -
%4.2 %17.8 %78 -
%74.5 -
22 -
1994 :
23
24 1999-1996
94 189.830 2006
11.583 -
2.311 -
1998 12.780 -
1993 :
25 -

²⁶ 51909 440 283.278 2001-1993

:
1997 : -1

42000 140000 .2001-1997

1998 : -2

142695 : 2001
75000 39373

: 2010-2001

2004-2001

525

2001

%23.7 2003 2078270 (%27.3) 2.3

2004 %17.65 2003

230 720

²⁷

20

%49 2004

30

¾

24 20

%44

2,5

.2005-2001

2005 07

²⁸

4200

(2009-2005)

.2008-2005 %11.3 15.3

2004 25 : 90/04 :

²⁹.2009 170.858 2008 162.290 2007 125.645 2005 64.092

4994 2009 241490 41923 2005
.2009 218421 2005

03-01 :

71185 :2009

1982/08/21 11/82 :

1989/06/12

1252707 634375 2006 2000

.1756964 455398

30

2010/05/24

2014-2010

.2009-2005

2004-2001

: 21214

9700

-

11534

-

% 40

1.500

350

31

: VAR

2-2

(VAR)

(Y)

(N)

(CH)

:

(PP)

(T)

(R)

(I)

(W)

:

Y

³².PIB

W

T

Annual statistical Bulletin 2005,)

(FMI)

(2008)

:

33

.Eviews 5.1

³⁴.VAR

(N)

(PIB)

(CH)

(R)

(T)

(w)

:

(PP)

(I)

.VAR(5) VAR : .
 (p=5) .SCH AIC
 : () Eviews

DLCH = 0.335 + 0.519 * DCH (-1) + 0.067 * DCH (-2) - 0.157 * DCH (-3) + 0.027 * DCH (-4) + 0.571 * DCH (-5)
 [0.886] [2.535] [0.372] [-1.105] [0.165] [3.470]
 + 1.14E-5 * DDN (-1) + 2.11E-5 * DDN (-2) - 1.04E-5 * DDN (-3) + 4.17E-5 * DDN (-4) - 2.53E-5 * DDN (-5)
 [0.948] [1.726] [-1.082] [2.906] [-2.04]
 - 8.38E-6 * DDY (-1) - 1.17E-7 * DDY (-2) - 2.29E-5 * DDY (-3) - 1.76E-5 * DDY (-4) - 1.37E-5 * DDY (-5)
 [-2.31] [-2.206] [-2.050] [-1.947] [-1.761]
 - 3.27E-6 * DDDI (-1) - 3.73E-5 * DDDI (-2) - 1.06E-5 * DDDI (-3) - 1.57E-5 * DDDI (-4) - 4.73E-6 * DDDI (-5)
 [-0.189] [-2.378] [-0.432] [-0.72] [0.232]
 0.113 * DDPP (-1) + 0.152 * DDPP (-2) + 0.172 * DDPP (-3) - 0.208 * DDPP (-4) - 0.364 * DDPP (-5)
 [0.786] [0.951] [0.993] [-1.477] [-3.096]
R-squared = 0.95 **adjusted R-squared = 0.70** **F-statistic = 3.80** **n = 31**

$R^2 = 0.70$

$R^2 = 0.95$

%70

.F_C = 3.8 > F_T = 2.1

()

				:	.
				:	—
				:	—
		. Jarque-Berra			—
Ljung-	()			: Ljung-Box	—
.%5	χ^2	Correlogram	Q-Stat		Box
			VAR		
				:	.
(:	—
					—
					—
					—
			VAR		
		VAR Granger Causality/Block-Exogeneity			
		³⁵ (VAR)		:	—
				:	—
					—
					—
					—

:

((3))

((4))

((5))

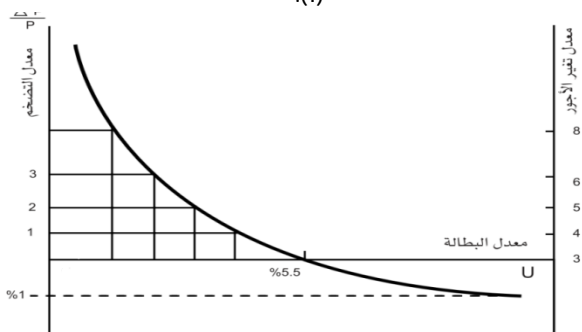
((6))

:

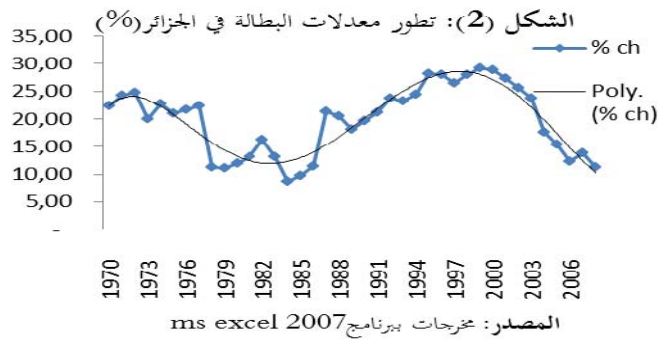
()

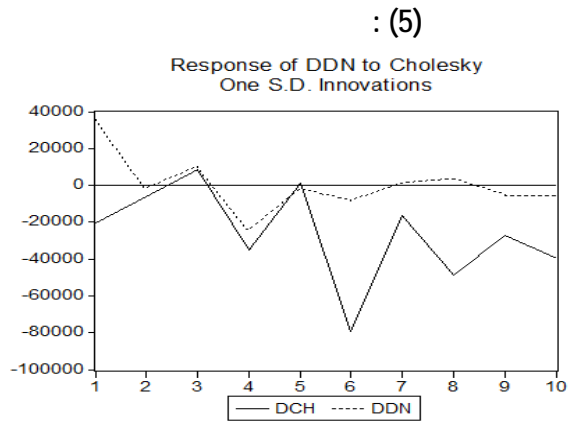
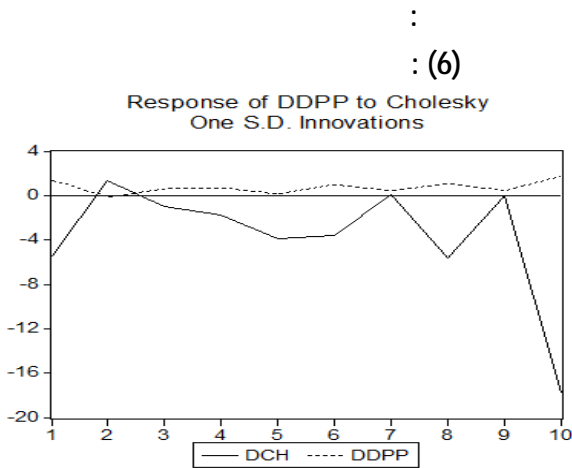
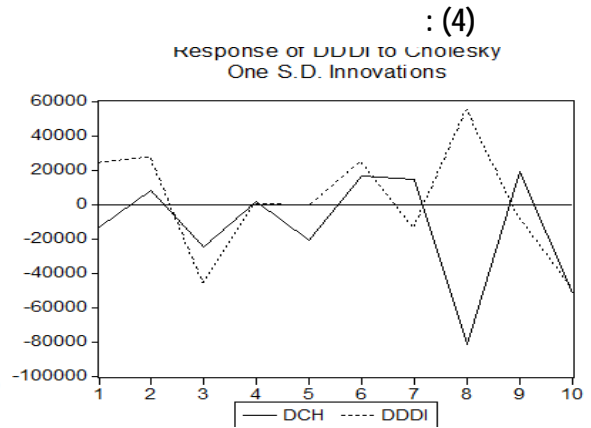
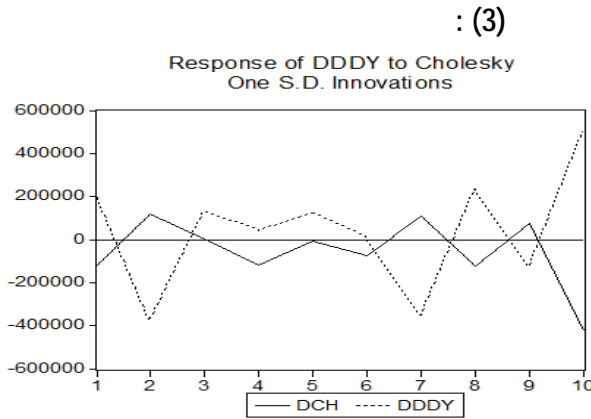
.1985

(1):



:





: _____
_1

<http://www.balagh.com/islam/pl1dvc15.htm> 2011/08/01

² - Lakel Samira, **L'Emploi et le chômage en Algérie**, Mémoire d'ingénieur, INPS, Alger, 1998, P.10.

3 - Bureau International du Travail, **La normalisation du travail**, (Nouvelle série 53. Genève, 1953), P.P 48+49.

_4

<http://digital.library.ksu.edu.sa/V31M317R1185.doc>

.193 1987

_5

.21 1971

_6

.160-149 . 1987

_7

⁸ - Gérard Dutuit, **Economie de l' emploi et du chômage**, Edition Ellipses: PARIS, 1994, p 12.

.337 2005

_9

.20 2006

2004-1990

_10

2010

Munich Personal RePEc Archive
_11

<http://mpra.ub.uni-muenchen.de/5465/>

_12

.51-50 . 2005

¹³ - Eicher.J.E et Levy.Garboua, **Economique de l'éducation**, Edition Economica, Paris, 1979, P.60.

2006

_14

.39-38

.56-55 . 1991

_15

